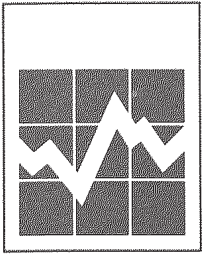


Statistics Canada (Canadian Centre for Health Information): Health Reports, Supplement No. 13, Vol. 2, No. 4, Life Tables, Canada and Provinces, 1985-1987; Ottawa, 1991, p. 40-43.



Catalogue 82-003S Quarterly

Canadian Centre
for Health Information

Health Reports

Supplement No. 13
1990 Volume 2 No. 4

**Life Tables, Canada
and Provinces
1985-1987**



Catalogue 82-003S Trimestriel

Centre canadien
d'information sur la santé

Rapports sur la santé

Supplément n° 13
1990 volume 2 n° 4

**Tables de mortalité
Canada et provinces
1985-1987**



CA
3490
2/ Suppl 13
ZB MED



Statistics
Canada

Statistique
Canada

Canada

LIFE TABLE 1985-1987 TABLE DE MORTALITE
 MANITOBA
 MALE / SEXE MASCULIN

AGE	L	D	P	Q	LL	T	E
0.....	100000	1025	0.98975	0.01025	99113	7300072	73.00
1.....	98575	75	0.99924	0.00076	98946	7200958	72.76
2.....	98500	57	0.99943	0.00057	98870	7102013	71.81
3.....	98843	44	0.99955	0.00045	98828	7003143	70.85
4.....	98799	40	0.99959	0.00041	98785	6904315	69.88
5.....	98759	33	0.99967	0.00033	98743	6805530	68.91
6.....	98726	23	0.99977	0.00023	98715	6706787	67.93
7.....	98703	15	0.99985	0.00015	98696	6608072	66.95
8.....	98688	12	0.99987	0.00013	98682	6509376	65.96
9.....	98676	12	0.99988	0.00012	98670	6410694	64.97
10.....	98664	14	0.99986	0.00014	98657	6312024	63.97
11.....	98650	17	0.99982	0.00018	98641	6213367	62.98
12.....	98633	25	0.99975	0.00025	98621	6114726	61.99
13.....	98608	36	0.99963	0.00037	98590	6016105	61.01
14.....	98572	55	0.99945	0.00055	98545	5917515	60.03
15.....	98517	73	0.99925	0.00075	98481	5818971	59.07
16.....	98444	92	0.99906	0.00094	98398	5720490	58.11
17.....	98352	108	0.99891	0.00109	98298	5622092	57.16
18.....	98244	120	0.99878	0.00122	98184	5523794	56.23
19.....	98124	131	0.99866	0.00134	98059	5425610	55.29
20.....	97993	141	0.99856	0.00144	97923	5327551	54.37
21.....	97852	147	0.99849	0.00151	97778	5229629	53.44
22.....	97705	151	0.99845	0.00155	97629	5131850	52.52
23.....	97554	150	0.99847	0.00153	97479	5034221	51.60
24.....	97404	143	0.99853	0.00147	97333	4936742	50.68
25.....	97261	135	0.99861	0.00139	97193	4839410	49.76
26.....	97126	128	0.99869	0.00131	97062	4742216	48.83
27.....	96998	122	0.99874	0.00126	96937	4645154	47.89
28.....	96876	121	0.99875	0.00125	96816	4548217	46.95
29.....	96755	120	0.99876	0.00124	96695	4451401	46.01
30.....	96635	121	0.99875	0.00125	96575	4354706	45.06
31.....	96514	122	0.99873	0.00127	96453	4258131	44.12
32.....	96392	125	0.99870	0.00130	96329	4161679	43.17
33.....	96267	128	0.99868	0.00132	96203	4065349	42.23
34.....	96139	129	0.99865	0.00135	96075	3969146	41.29
35.....	96010	134	0.99861	0.00139	95943	3873072	40.34
36.....	95876	140	0.99854	0.00146	95806	3777129	39.40
37.....	95736	148	0.99845	0.00155	95662	3681323	38.45
38.....	95588	161	0.99832	0.00168	95507	3585661	37.51
39.....	95427	174	0.99818	0.00182	95340	3490154	36.57
40.....	95253	191	0.99800	0.00200	95158	3394814	35.64
41.....	95062	210	0.99779	0.00221	94957	3299656	34.71
42.....	94852	235	0.99752	0.00248	94735	3204699	33.79
43.....	94617	265	0.99720	0.00280	94484	3109964	32.87
44.....	94352	300	0.99682	0.00318	94202	3015480	31.96
45.....	94052	339	0.99640	0.00360	93882	2921278	31.06
46.....	93713	378	0.99596	0.00404	93524	2827396	30.17
47.....	93335	417	0.99553	0.00447	93126	2733872	29.29
48.....	92918	454	0.99512	0.00488	92691	2640746	28.42
49.....	92464	488	0.99472	0.00528	92220	2548055	27.56
50.....	91976	525	0.99429	0.00571	91713	2455835	26.70
51.....	91451	566	0.99381	0.00619	91168	2364122	25.85
52.....	90885	614	0.99325	0.00675	90578	2272954	25.01
53.....	90271	667	0.99261	0.00739	89938	2182376	24.18
54.....	89604	723	0.99192	0.00808	89242	2092438	23.35

LIFE TABLE 1985-1987 TABLE DE MORTALITE

MANITOBA

MALE / SEXE MASCULIN

AGE	L	D	P	Q	LL	T	E
55.....	88881	786	0.99116	0.00884	88488	2003196	22.54
56.....	88095	854	0.99031	0.00969	87668	1914708	21.73
57.....	87241	931	0.98932	0.01068	86775	1827040	20.94
58.....	86310	1016	0.98823	0.01177	85802	1740265	20.16
59.....	85294	1105	0.98705	0.01295	84742	1654463	19.40
60.....	84189	1199	0.98575	0.01425	83590	1569721	18.65
61.....	82990	1301	0.98432	0.01568	82339	1486132	17.91
62.....	81689	1412	0.98272	0.01728	80983	1403792	17.18
63.....	80277	1527	0.98097	0.01903	79513	1322810	16.48
64.....	78750	1646	0.97910	0.02090	77927	1243296	15.79
65.....	77104	1769	0.97707	0.02293	76219	1165370	15.11
66.....	75335	1894	0.97486	0.02514	74388	1089150	14.46
67.....	73441	2023	0.97245	0.02755	72430	1014752	13.82
68.....	71418	2152	0.96987	0.03013	70342	942333	13.19
69.....	69266	2276	0.96715	0.03285	68128	871991	12.59
70.....	66990	2397	0.96422	0.03578	65792	803862	12.00
71.....	64593	2517	0.96103	0.03897	63334	738071	11.43
72.....	62076	2636	0.95753	0.04247	60758	674736	10.87
73.....	59440	2748	0.95378	0.04622	58066	613978	10.33
74.....	56692	2845	0.94981	0.05019	55270	555912	9.81
75.....	53847	2933	0.94553	0.05447	52380	500643	9.30
76.....	50914	3010	0.94088	0.05912	49409	448263	8.80
77.....	47904	3077	0.93577	0.06423	46365	398854	8.33
78.....	44827	3119	0.93042	0.06958	43267	352488	7.86
79.....	41708	3133	0.92489	0.07511	40141	309221	7.41
80.....	38575	3130	0.91885	0.08115	37010	269080	6.98
81.....	35445	3121	0.91195	0.08805	33884	232070	6.55
82.....	32324	3108	0.90385	0.09615	30770	198186	6.13
83.....	29216	3075	0.89478	0.10522	27678	167416	5.73
84.....	26141	3007	0.88496	0.11504	24638	139738	5.35
85.....	23134	2913	0.87406	0.12594	21677	115100	4.98
85+.....	20221	20221	0.00000	1.00000	93424	93424	4.62

LIFE TABLE 1985-1987 TABLE DE MORTALITE

MANITOBA

FEMALE / SEXE FEMININ

AGE	L	D	P	Q	LL	T	E
0.....	100000	807	0.99193	0.00807	99292	7977773	79.78
1.....	99193	109	0.99891	0.00109	99142	7878481	79.43
2.....	99084	72	0.99927	0.00073	99035	7793339	78.51
3.....	99012	43	0.99957	0.00043	98984	7680304	77.57
4.....	98969	17	0.99983	0.00017	98955	7581320	76.60
5.....	98952	10	0.99990	0.00010	98947	7482364	75.62
6.....	98942	11	0.99988	0.00012	98937	7383417	74.62
7.....	98931	16	0.99984	0.00016	98923	7284481	73.63
8.....	98915	13	0.99987	0.00013	98909	7185558	72.64
9.....	98902	11	0.99988	0.00012	98897	7086649	71.65
10.....	98891	13	0.99987	0.00013	98884	6987753	70.66
11.....	98878	14	0.99985	0.00015	98871	6888868	69.67
12.....	98864	19	0.99981	0.00019	98854	6789997	68.68
13.....	98845	23	0.99977	0.00023	98834	6691143	67.69
14.....	98822	29	0.99970	0.00030	98807	6592309	66.71
15.....	98793	36	0.99964	0.00036	98775	6493502	65.73
16.....	98757	42	0.99958	0.00042	98736	6394727	64.75
17.....	98715	46	0.99954	0.00046	98692	6295991	63.78
18.....	98669	45	0.99954	0.00046	98647	6197299	62.81
19.....	98624	44	0.99956	0.00044	98602	6098653	61.84
20.....	98580	41	0.99958	0.00042	98559	6000051	60.86
21.....	98539	38	0.99961	0.00039	98520	5901491	59.89
22.....	98501	38	0.99962	0.00038	98482	5802971	58.91
23.....	98463	38	0.99962	0.00038	98444	5704490	57.94
24.....	98425	39	0.99960	0.00040	98406	5606045	56.96
25.....	98386	41	0.99958	0.00042	98366	5507639	55.98
26.....	98345	43	0.99956	0.00044	98324	5409273	55.00
27.....	98302	46	0.99953	0.00047	98279	5310950	54.03
28.....	98256	50	0.99949	0.00051	98231	5212671	53.05
29.....	98206	55	0.99944	0.00056	98178	5114440	52.08
30.....	98151	59	0.99939	0.00061	98121	5016262	51.11
31.....	98092	65	0.99935	0.00065	98059	4918141	50.14
32.....	98027	68	0.99930	0.00070	97993	4820082	49.17
33.....	97959	70	0.99928	0.00072	97924	4722088	48.20
34.....	97889	71	0.99928	0.00072	97854	4624164	47.24
35.....	97818	71	0.99927	0.00073	97782	4526311	46.27
36.....	97747	75	0.99924	0.00076	97709	4428528	45.31
37.....	97672	82	0.99916	0.00084	97631	4330819	44.34
38.....	97590	94	0.99903	0.00097	97543	4233188	43.38
39.....	97496	112	0.99885	0.00115	97440	4135645	42.42
40.....	97384	132	0.99865	0.00135	97318	4038205	41.47
41.....	97252	150	0.99845	0.00155	97177	3940887	40.52
42.....	97102	167	0.99828	0.00172	97019	3843710	39.58
43.....	96935	179	0.99815	0.00185	96846	3746691	38.65
44.....	96756	188	0.99805	0.00195	96662	3649845	37.72
45.....	96568	198	0.99795	0.00205	96469	3553183	36.79
46.....	96370	210	0.99782	0.00218	96265	3456715	35.87
47.....	96160	228	0.99763	0.00237	96046	3360450	34.95
48.....	95932	251	0.99739	0.00261	95807	3264404	34.03
49.....	95681	277	0.99710	0.00290	95542	3168597	33.12
50.....	95404	308	0.99677	0.00323	95250	3073055	32.21
51.....	95096	342	0.99641	0.00359	94925	2977805	31.31
52.....	94754	377	0.99602	0.00398	94566	2882880	30.42
53.....	94377	417	0.99558	0.00442	94168	2788315	29.54
54.....	93960	461	0.99509	0.00491	93729	2694146	28.67

LIFE TABLE 1985-1987 TABLE DE MORTALITE

MANITOBA

FEMALE / SEXE FEMININ

AGE	L	D	P	Q	LL	T	E
55.....	93499	507	0.99458	0.00542	93245	2600417	27.81
56.....	92992	552	0.99406	0.00594	92716	2507172	26.96
57.....	92440	595	0.99357	0.00643	92142	2414456	26.12
58.....	91845	631	0.99313	0.00687	91530	2322313	25.29
59.....	91214	663	0.99273	0.00727	90882	2230784	24.46
60.....	90551	695	0.99232	0.00768	90203	2139901	23.63
61.....	89856	733	0.99184	0.00816	89489	2049698	22.81
62.....	89123	781	0.99123	0.00877	88732	1960209	21.99
63.....	88342	837	0.99053	0.00947	87923	1871476	21.18
64.....	87505	897	0.98976	0.01024	87056	1783553	20.38
65.....	86608	962	0.98888	0.01112	86127	1696497	19.59
66.....	85646	1040	0.98787	0.01213	85126	1610370	18.80
67.....	84606	1128	0.98666	0.01334	84042	1525244	18.03
68.....	83478	1229	0.98528	0.01472	82864	1441202	17.26
69.....	82249	1336	0.98375	0.01625	81581	1358338	16.51
70.....	80913	1452	0.98206	0.01794	80187	1276757	15.78
71.....	79461	1574	0.98019	0.01981	78674	1196570	15.06
72.....	77887	1701	0.97815	0.02185	77037	1117895	14.35
73.....	76186	1826	0.97603	0.02397	75273	1040859	13.66
74.....	74360	1945	0.97384	0.02616	73387	965586	12.99
75.....	72415	2070	0.97143	0.02857	71380	892199	12.32
76.....	70345	2206	0.96863	0.03137	69242	820819	11.67
77.....	68139	2364	0.96530	0.03470	66957	751577	11.03
78.....	65775	2528	0.96158	0.03842	64511	684620	10.41
79.....	63247	2684	0.95756	0.04244	61905	620109	9.80
80.....	60563	2844	0.95304	0.04696	59141	558204	9.22
81.....	57719	3013	0.94781	0.05219	56212	499064	8.65
82.....	54706	3192	0.94165	0.05835	53110	442851	8.10
83.....	51514	3363	0.93471	0.06529	49832	389741	7.57
84.....	48151	3509	0.92713	0.07287	46396	339909	7.06
85.....	44642	3630	0.91869	0.08131	42827	293513	6.57
85+.....	41012	41012	0.00000	1.00000	250687	250687	6.11